





Today's Vocabulary


Each of the people below aren't feeling well. Write questions and answers for each.


	1. <i>He looks sick. What's the matter?</i>
	<i>He has a stiff neck.</i>


	2.
	<i>I</i>


	3.
	<i>She</i>


	4.
	<i>He</i>


	5.
	<i>I</i>


	6.
	<i>He</i>


	7.
	<i>He</i>

	8.
	<i>He</i>

	9.
	<i>I</i>

	10.
	<i>He has laryngitis.</i>

	11.
	<i>She</i>






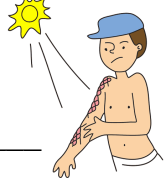


	12.
	<i>I</i>

Sicknesses and Illnesses

stiff neck, cramps, earache, hiccups, stomachache, fever,
sunburn, laryngitis, backache, headache




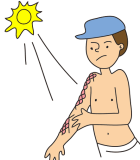




A. Matching

Match the injuries on the right to their corresponding pictures on the left. Then write the past tense of each injury.

1. 	2. 	3. 	4. 	A. scrape <u>scraped</u>
5. 	6. 	7. <u>A</u> 	8. 	B. cut _____
				C. bruise _____
				D. break _____
				E. dislocate _____
				F. burn _____
				G. sprain _____
				H. twist _____

B. Building Sentences

Each of the people below were injured recently. Write questions and answers for each.

	1. <i>Are you ok? What happened?</i> <i>I</i>		2. <i>He</i>
	3. <i>I</i>		4. <i>He</i>
	5. <i>She</i>		6. <i>I</i>
	7. <i>She</i>		8. <i>He</i>

Questions and Answers

Practice asking and answering questions using complete sentences. Use the words in brackets to help you.


1. Jon

What happened to Jon? _____ (cut)
 Where did it happen? _____ (kitchen)
 Is he ok? _____ (yes / fine)
 Did it hurt? _____ (yes / very painful)



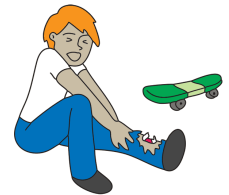
2. Sara

What happened to Sara? _____ (scrape)
 Where did it happen? _____ (street)
 Is she ok? _____ (yes / ok)
 Did it hurt? _____ (yes / hurt a little)



3. Me

What happened to you? _____ (break)
 Are you ok? _____ (no)
 Did you go to the hospital? _____ (yes)
 Did it hurt? _____ (yes / a lot)



4. Marta

_____ ? She sprained her wrist.
 _____ ? It happened at home. She fell down the stairs.
 _____ ? Yes, she's fine, but now she can't write.
 _____ ? Yes, it did. It hurt very much.



5. Me





_____ ? I dislocated my shoulder.
 _____ ? It happened at the gym. I was lifting weights.
 _____ ? Yes, I'm fine. But I have to wear a shoulder brace.
 _____ ? Yes. It was very painful. It still hurts now.






PARTNER A




Work in Pairs - Find out the missing information by asking your partner.

1. Each of these people injured themselves. Find out from your partner what each of their injuries are.

Jon	Benji	Max	Sam	Jacob	Sophia	Mena	Billy
							

2. Each of these people aren't feeling well. Find out from your partner what's wrong with everyone.





Sarah	Takashi	Jacob	George	Mick	Jack
					

Bruce	Josh	Jordana	David	Ming	Ted
					




PARTNER B




Work in Pairs - Find out the missing information by asking your partner.

1. Each of these people injured themselves. Find out from your partner what each of their injuries are.

Jon	Benji	Max	Sam	Jacob	Sophia	Mena	Billy
							

2. Each of these people aren't feeling well. Find out from your partner what's wrong with everyone.

Sarah	Takashi	Jacob	George	Mick	Jack
					

Bruce	Josh	Jordana	David	Ming	Ted
					

Ways to Talk about Sickness and Injuries**Questions****Your Language**

How are you feeling?

How are you?

You look sick. Are you feeling ok?

What's the matter? You don't look well.

What's the wrong? You look sick.

I'm feeling...

I feel sick.

I feel tired.

I don't feel well.

I have...

I have a cold.

I have a cough.

I have the flu.

I have a stomachache.

1.




I have... _____

2.




I have... _____

3.



I have... _____

4.




I have... _____

5.



I have... _____

6.




I have... _____

7.



I... _____

8.




I... _____

9.



I... _____

10.



I... _____

11.



I... _____

12.



I... _____



Class Survey

Each person in your class has been given a card with a sickness or injury. Walk around the class and find out what's wrong with everyone. If someone has an injury, find out how it happened.

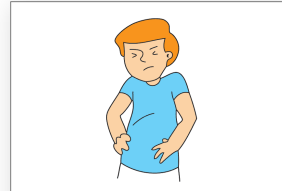
Classmates	Sickness or Injury	Injury Notes
Me		

Sickness and Injury Picture Dictionary


Describe each of the sickness or injuries. See the reference guide on page 10 for answers.

1. *fever*


2



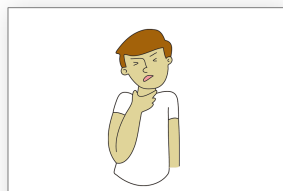
3



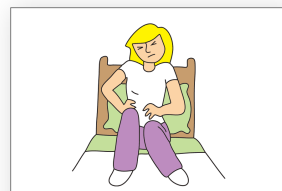
4




5




6



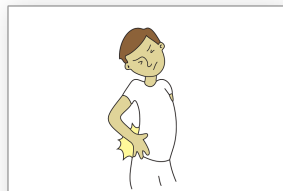
7



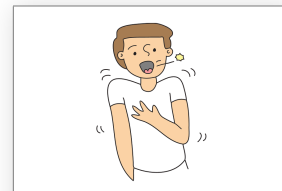
8




9



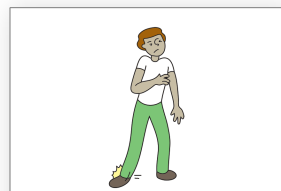
10




11



12



13



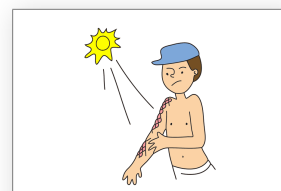
14




15




16



17



18



19

Sickness and Injury Picture Dictionary**Notes in your language:**

1. fever _____
2. earache _____
3. stomachache _____
4. stiff neck _____
5. headache _____
6. sore throat _____
7. cramps _____
8. cold _____
9. laryngitis _____
10. backache _____
11. hiccups _____
12. dislocate _____
13. twist _____
14. scrape _____
15. cut _____
16. bruise _____
17. burn (sunburn) _____
18. sprain _____
19. break _____

Teacher's Notes

Lesson Description: Students learn vocabulary associated with sickness and injuries through individual, pair, and group activities. They also practice the past tense through various writing and speaking exercises.

Page 1

- | | |
|--------------------------|--------------------------|
| 1. He has a stiff neck. | 2. I have a headache. |
| 3. She has a fever. | 4. He has a backache. |
| 5. I have a cold. | 6. He has an earache. |
| 7. He has a stomachache. | 8. He has a sore throat. |
| 9. I have a sunburn. | 10. He has Laryngitis. |
| 11. She has cramps. | 12. I have the hiccups. |

Page 2

- A. 1/G. sprain/sprained 2/C. bruise/bruised 3/B. cut/cut 4/E. dislocate/dislocated 5/D. break/broke
6/F. burn/burned 7/A. scrape/scraped 8/H. twist/twisted
- B. 1. I cut my finger. 2. He broke his leg. 3. I dislocated my shoulder 4. He burned his arm.
5. She sprained her wrist. 6. I twisted my ankle. 7. She scraped her knees. 8. He bruised his arm.

Page 3

1. He cut his finger. / It happened in the kitchen. / Yes, he's fine. / Yes, it was very painful.
2. She scraped her knees. / It happened on the street. / Yes, she's ok. / Yes, it hurt a little.
3. I broke my leg. / No, I'm not. / Yes, I did. / Yes, it hurt a lot.
4. What happened to Marta? / Where did it happen? / Is she ok? / Did it hurt?
5. What happened to you? / Where did it happen? / Are you ok? / Did it hurt?

Page 4 and 5 Pair Work

1. Jon broke his leg. / Benji bruised his arm. / Max twisted his ankle. / Sam dislocated his shoulder. / Jacob has a sunburn. / Sophia sprained her wrist. / Mena scraped her knees. / Billy cut his finger.
2. Sarah has cramps. / Takashi has a backache. / Jacob has a sunburn. / George has a sore throat. / Mick has a stomachache. / Jack has the hiccups. / Bruce has an earache. / Josh has a cold. / Jordana has a fever. / David has a headache. / Ming has a stiff neck. / Ted has laryngitis.

Page 6 Expressions

Go over these expressions with your students. Tell them that they can use these sentences in the following exercise on page 8. For pronunciation and intonation practice, you could have the students repeat after you, followed by partner practice.

Page 7 and 8 Class Survey

Give each student in your class one of the sickness & injury cards from page 7. Then hand out page 8 and have your students walk around the class asking each other what's wrong. Tell your students to act out their sicknesses or injuries. Students can ask, "You look sick. What's the matter?" or "Are you ok? What happened?"

Page 9 and 10 Picture Dictionary

There is a one-page picture dictionary and reference guide which can be distributed to your students for extra practice before or after the class. (Alternatively, they could draw pictures.)